

MIROX 4GREEN AND MIROX MNGE



Cleaning guide for AGC Mirrors in household applications

Mirox 4Green and Mirox MNGE

To clean mirrors, simply follow a few important rules:



In most cases, mirrors can be washed with plenty of clean **water** or **glass cleaner*** and a **soft sponge** or rubber squeegee. AGC provides a soft sponge and glass cleaner in its FIX-IN Cleaning Kit for end-users.



Never use **aggressive cleaning materials** such as razor blades, steel wool, abrasive etc. to clean mirrors.



Apply the cleaner to the sponge, not to the mirror. Once cleaned, the mirror should be rinsed with water and wiped off all over with a soft cloth. When cleaning the mirror, the edges must always be dried quickly and thoroughly. Many detergents can cause a defect known as “black edge” if left for too long in contact with the mirror edge!



When wiping away solid materials, please only touch the mirror softly. Never try to remove impurities with a dirty cloth, as this may cause scratches on the mirror surface by rubbing impurities on the mirror.



If any stain still remains, **repeat** the sequence.



Always use **standard glass cleaners containing alcohol** (AGC provides this product in its FIX-IN Cleaning Kit for end-users) to clean the mirrors.



Never use products containing hydrofluoric acid, fluorine, chlorine or ammonia derivatives (such as anti-limescale products) because they can damage the side or back of the mirror if they come in contact. Never use acidic or alkaline products as they can abrade the glass surface.

Never use detergents with $\text{pH} < 2$ or $\text{pH} > 12$ as they can cause corrosion if they come in contact with the back of the mirror.

* Follow the instructions of the glass cleaner or detergent manufacturer.

MATERIALS TO USE FOR CLEANING

- ✓ Sponge
- ✓ Water
- ✓ Soft cloth
- ✓ Alcohol
- ✓ Rubber squeegee
- ✓ Glass cleaner
- ✓ Neutral detergent




MATERIALS TO AVOID WHEN CLEANING AS THEY MAY RESULT IN SCRATCHES OR DETERIORATION OF THE MIRROR

- ✗ Abrasive sponge (sponge made of melamine resin)
- ✗ Steel wool
- ✗ Metal squeegee
- ✗ Strong acid
- ✗ Alkali detergent
- ✗ Abrasive detergent
- ✗ Water repellent detergent
- ✗ Denatured alcohol

Best practice for cleaning

CLEANING MIRRORS (MIROX MNGE AND MIROX 4GREEN)

Source of stain	AFTER 6H		AFTER 24H		Best practice
	Water	1. FIX-IN Glass Cleaner 2. Water	Water	1. FIX-IN Glass Cleaner 2. Water	
Fingerprint					FIX-IN Glass cleaner
Soap					1. FIX-IN Glass Cleaner 2. Water
Toothpaste					1. FIX-IN Glass Cleaner 2. Water
Silicone and glue residues					Silicone remover from FIX-IN Cleaning Kit for installers

 Easy  Less easy  Difficult